

# SERVO MOTOR CONTROL SOLUTION

## Application Introduction

For motor control solutions, Analog Devices offers a complete product portfolio including data converters, amplifiers, embedded processors, *iCoupler*® digital isolators, a variety of power management devices, and real-time network communication solutions. Enhanced performance and system integration enable innovative design topologies, which add value and help differentiate our customers' connected motion control systems, with faster processors to run more complex algorithms, high performance analog-to-digital converters (ADCs) to support a better performance current loop, real-time Ethernet multiprotocol switches, and more. Servo drive solutions are associated with attaining the highest performance and accuracy capable in a motion system. In most cases the end solution is a connected motion control (CMC) system or robot system that operates with high precision and where control of absolute position, optimum torque alignment, and multi-axis synchronization is required. Analog Devices offers a complete solution covering all key components in the signal chain.

## System Design Considerations and Major Challenges

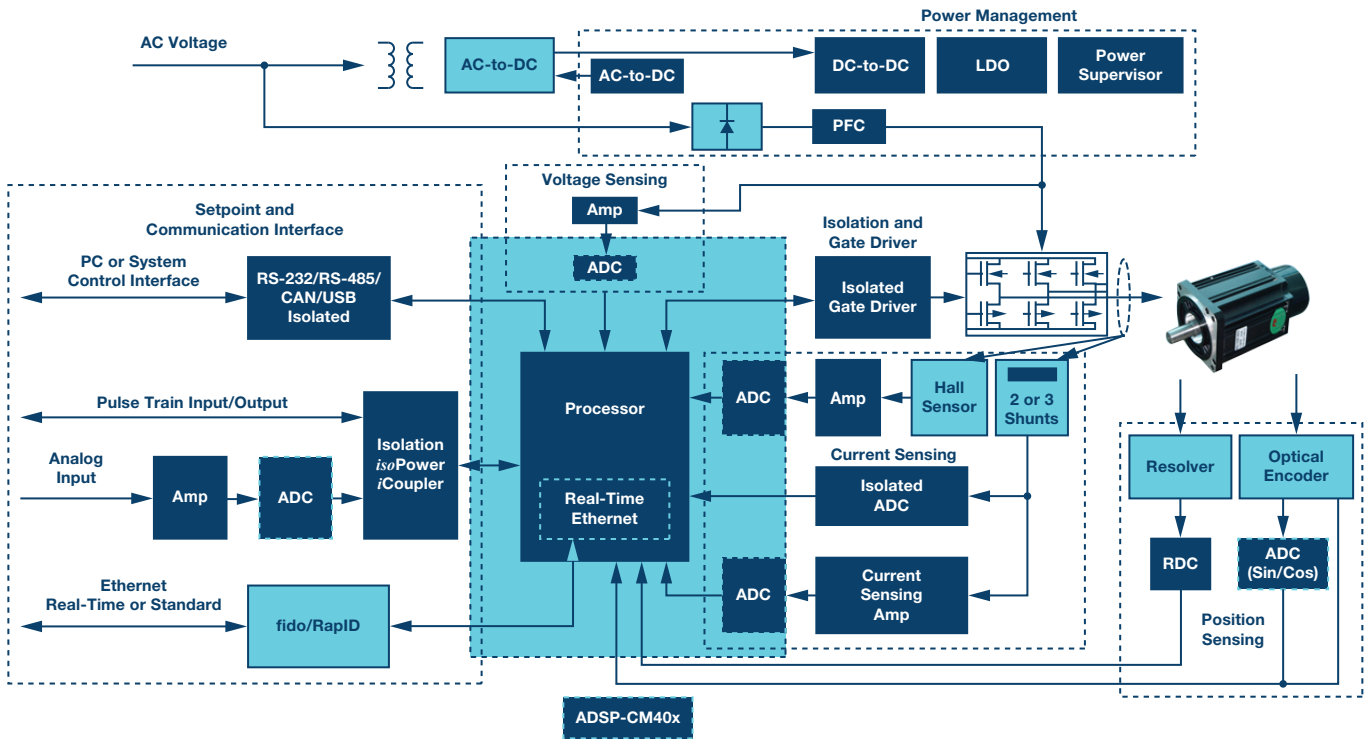
- ▶ High precision current and voltage detection are needed to support speed and torque control performance. Servo control needs a minimum of 12-bit ADC performance, multiple input channels, and simultaneous sampling. ADI has a full family of products to support customer needs.
- ▶ In systems using shunts as current sampling, the quality of a current feedback signal has significant impacts on servo performance. ADI offers the industry's best solutions based on our isolated  $\Sigma$ - $\Delta$  modulators.
- ▶ Position detection performance is key for servo control. Increased demand for motor control and efficiency is shifting technologies from analog to digital.
- ▶ With the development of industrial Ethernet and the improvement of position detection accuracy, servo systems increasingly rely on serial communication absolute encoders. To help meet this need, ADI offers communication transceivers with *iCoupler* digital isolators. ADI provides support for different communication protocols such as EnDat, Biss, Nikon, and Tamagawa.

- ▶ For applications where safety and protection are priorities, isolation technology is used on signal isolation and gate drivers. ADI's *iCoupler* digital isolator products provide support for high voltage safety isolation.
- ▶ The reliability and safety of servo systems rely on IGBT drive circuit performance. ADI's IGBT gate driver solutions are integrated with full IGBT protections to provide a simpler and more reliable design choice.
- ▶ High performance processors, like DSPs, are used to implement vector control and sensorless control.
- ▶ Real-time Ethernet and motion control network connectivity with multiprotocol support are important to motion control systems.
- ▶ Less distortion at a servo's power input end can be achieved by using integrated power factor correction (PFC) devices for design simplicity consideration.
- ▶ For industrial applications, designers are futureproofed by long-term availability and reliability products.
- ▶ The industry trend is to change from standard induction machines to permanent magnet motors; this means system designers need to introduce higher efficiency and flexible algorithms for induction motor (IM) motion and permanent magnet synchronous motor (PMSM) motion.
- ▶ High performance real-time industry control networks enable better synchronization of multiple motors.

## ADI Solution Value Proposition

For industrial designers building motion-based systems with the goal of substantially lower power consumption and high efficiency, ADI provides components and full signal chain integration to enable the rapid design of these systems. ADI demonstrates differentiation in the areas of feedback and sensing, isolation, power management, interfaces, embedded processing, and communications—areas where ADI products offer best-in-class performance and quality while enabling a low overall system cost. ADI's broad technology mix, including world-class isolation, processors, converters, and mixed-signal front ends, equips design engineers with compelling technologies to cover current and future needs for any connected solution.

### System Block Diagram and Signal Chain




| Current Sensing  | Voltage Sensing   | Position Sensing   | Setpoint   |
|--|---|--|--|
| Isolated ADCs<br><a href="#">AD7400A/AD7401A/AD7402/AD7403/AD7405</a><br>Amplifiers<br><a href="#">AD8418/AD8417/AD8212/AD8479/AD8027/AD8602</a><br>ADCs<br><a href="#">AD7266/AD7367/AD7606-4</a> | ADCs<br><a href="#">AD7266/AD7352/AD7356/AD7903</a><br>Isolated ADCs<br><a href="#">AD7400A/AD7401A</a>   | RDCs<br><a href="#">AD2S1205/AD2S1210</a><br>Amplifiers<br><a href="#">AD8662</a><br>Encoder ADCs<br><a href="#">AD7266/AD7264/AD7903</a>  | Amplifiers<br><a href="#">AD8676/AD8221/AD8226/ADA4096-2</a><br>ADCs<br><a href="#">AD7680/AD7663/AD7606-4</a>   |
| Processors   | Isolation and Gate Drivers  | Communications Interfaces  | Power Management   |
| <a href="#">ADSP-CM408F/ADSP-CM419F</a>  | Isolation<br><a href="#">ADuM1411/ADuM1311/ADuM141E/ADuM130E</a><br>Gate Drivers<br><a href="#">ADuM4223/ADuM3223/ADuM7223/ADuM4135/ADuM4136</a><br>DC-to-DC<br><a href="#">ADuM5000/ADuM6000</a> | RS-232<br><a href="#">ADM3251E</a><br>RS-485<br><a href="#">ADM2486/ADM2484E/ADM2483/ADM2582E/ADM2587E/ADM2682E/ADM2687E/ADM485E</a><br>CAN<br><a href="#">ADM3053/ADM3051</a><br>USB<br><a href="#">ADuM4160</a><br>LVDS<br><a href="#">ADN4650</a><br>Real-Time Ethernet Switches<br><a href="#">fido5100/fido5200</a> | Micropower Management Units<br><a href="#">ADP5134/ADP2119</a><br>Linear Regulators<br><a href="#">ADP151/ADP7102</a><br>Supervisory<br><a href="#">ADM6339/ADM13307/ADM708</a><br>DC-to-DC<br><a href="#">ADP1051</a><br>PFC<br><a href="#">ADP1047</a> |

## Key Product Technologies

| Part Number             | Description  | Key Features   | Benefit  |
|-------------------------|--|--|--|
| <i>Amplifiers</i>       |  |  |  |
| AD8479                  | Very high common-mode voltage precision difference amplifier | ±600 V common-mode voltage range, rail-to-rail output, 90 dB minimum CMRR, 130 kHz bandwidth   | Supports very high voltage, excellent ac and dc performance  |
| AD8418                  | High voltage, high resolution current shunt amplifier        | Bidirectional, zero-drift, initial gain of 20 V/V, high common-mode voltage range -2 V to +70 V typical, CMRR 86 dB dc to 10 kHz   | Supports high voltage, excellent ac and dc performance   |
| <i>ADCs</i>             |  |  |  |
| AD7266                  | Simultaneous, 12-bit SAR ADC                                 | Dual, 12-bit, 3-channel ADC, throughput rate, 2 MSPS, 70 dB SNR at 50 kHz input frequency, accurate on-chip reference, 2.5 V ±0.2% maximum at 25°C, 20 ppm/°C maximum, dual conversion with read 437.5 ns, 32 MHz SCLK | Multichannel, simultaneous, and SAR ADC  |
| AD7401A                 | Isolated Σ-Δ modulator                                       | Up to 20 MHz external clock, second-order modulator, 16-bit no missing codes, 83 dB SNR typical, on-board digital isolator, on-board reference   | Isolated, high accuracy ADC  |
| AD7403                  | Isolated Σ-Δ modulator                                       | Up to 20 MHz external clock, second-order modulator, 16-bit no missing codes, 88 dB SNR typical, on-board digital isolator, on-board reference   | Isolated, high accuracy ADC  |
| <i>Processors</i>       |  |  |  |
| ADSP-CM408F             | ARM® Cortex®-M4  | 240 MHz ARM Cortex-M4, 384 kB SRAM and 2 MB flash memory, dual, 16-bit SAR ADCs and 14 bits of accuracy, 2.6 MSPS, integrated sinc filters, MAC, USB   | 240 MHz, Cortex-M4, floating-point core and high performance ADC and sinc filters  |
| ADSP-CM419F             | Dual core ARM mixed signal processor                         | 240 MHz ARM Cortex-M4 with floating-point unit with up to 160 kB zero wait state ECC SRAM, 100 MHz ARM Cortex-M0 supervisor core with 32 kB zero wait state ECC SRAM   | Dual core, highest embedded ADC, sinc filter, FFT, and other MATH functions  |
| <i>RDC</i>              |  |  |  |
| AD2S1210                | Resolver-to-digital converter                                | 3125 rps maximum tracking rate (10-bit resolution), ±2.5 arc minutes of accuracy, 10-/12-/14-/16-bit resolution, set by user, parallel and serial 10-bit to 16-bit data ports  | High accuracy  |
| <i>Isolation</i>        |  |  |  |
| ADuM4135                | Gate driver  | Isolated IGBT gate driver, 4 A peak drive output capability, 500 V rms or 1200 V <sub>dc</sub> working voltage, -40°C to +125°C  | Desaturation protection, soft-shutdown on fault, Miller clamp output with gate sense input, isolated fault and ready functions   |
| ADuM4223                | Gate driver  | 4 A peak output current, high frequency operation, 1 MHz, high-side and low-side isolation, 537 V peak and 800 V peak for differential input, -40°C to +125°C  | High-side and low-side isolation, high temperature operation: -40°C to +125°C  |
| ADuM141E                | PWM isolator   | 3.0 kV rms/3.75 kV rms quad digital isolators, 150 Mbps maximum guaranteed data rate, backward compatibility   | High common-mode transient immunity, 100 kV/μs, low propagation delay, 13 ns maximum for 5 V operation   |
| ADuM4190                | Isolated error amplifier                                     | High stability, isolation voltage, 5 kV rms reinforced, 400 kHz bandwidth, 1% accuracy over the full temperature range   | Compatible with Type II or Type III compensation networks  |
| ADN4652                 | LVDS isolator  | 5 kV rms/3.75 kV rms LVDS isolator, up to 600 Mbps switching with low jitter, 4.5 ns maximum propagation delay   | Multiple dual-channel configurations   |
| <i>Interface</i>        |  |  |  |
| ADM485E                 | RS-485/RS-422 transceiver                                    | Half- or full-duplex, 2.5 Mbps, 5 V operation  | ±15 kV IEC ESD protected, pin-compatible with SN75716B   |
| ADM3065E                | RS-485/RS-422 transceiver                                    | Half- or full-duplex, 50 Mbps, 5 V or 3.3 V operation  | 3.0 V to 5.5 V, ±12 kV IEC ESD protected   |
| ADM2587E                | Isolated RS-485/RS-422 transceiver                           | Half- or full-duplex, 500 kbps, 5 V or 3.3 V operation   | RS-485 with integrated isolated dc-to-dc converter; ±15 kV ESD protection, open- and short-circuit, fail-safe receiver inputs  |
| ADM3053                 | Isolated CAN transceiver                                     | Signal and power isolated, 1 Mbps data rate  | Signal and power isolated in one single-chip   |
| fido5200                | Real-time Ethernet switch                                    | Supporting PROFINET, EtherNet/IP®, Modbus/TCP, Powerlink, Sercos III, and EtherCAT   | IEEE 802.3, 10 Mbps/100 Mbps, half- and full-duplex, IPv6 and IPv4 communication, two independent Ethernet ports, 1 MII and 1 RMII interface per port support for all industrial protocols |
| <i>Power Management</i> |  |  |  |
| LTM8032                 | DC-to-DC converter   | 36 V, 2 A dc-to-dc μModule® regulator  | EN 55022B compliant, Class B   |
| ADP1047                 | Digital power factor correction controller                   | Flexible, single phase, digital power factor correction (PFC) controller, true rms ac power metering, enhanced dynamic response, switching frequency spread spectrum for improved EMI                                  | Digital controller and true rms ac power metering  |


## Reference Design and Demo Boards

### HV MPC Platform




Design by Boston Engineering.

### LV MPC Platform




Design by Boston Engineering.

### ADI Servo Development Platform




Design by ADI.

### Isolated Inverter Platform



Design by ADI.

### EtherCAT Connected Motion Control Platform



Design by ADI.

### Dual Motor, Dual Axis Servo Drive Demo



Design by third party.

## Design Resources

- ▶ MATLAB® Simulink support—complete scalability and flexibility
  - High level system block level development with functional block definition
  - Alignment with functionality of each element
  - Complete flexibility of design flow and structure
- ▶ FOC, vector control, sensorless controllers, and standard motion control libraries
- ▶ Absolute encoder interface solutions
- ▶ Reference design including PCB, SCH, documents, and source code examples
- ▶ MPC platform and EZ-KIT®

## Third Party—Boston Engineering

- ▶ ADI servo development platform

## Circuits from the Lab® Reference Circuits for Motor Control

Reference circuits are subsystem-level building blocks that have been engineered and tested for quick and easy system integration.

- ▶ Novel Analog-to-Analog Isolator Using an Isolated Sigma-Delta Modulator, Isolated DC-to-DC Converter, and Active Filter—  
[analog.com/en/CN0185](http://analog.com/en/CN0185)
- ▶ High Current Driver for the AD2S1210 Resolver-to-Digital Reference Signal Output—[analog.com/en/CN0192](http://analog.com/en/CN0192)
- ▶ High Performance, 10-Bit to 16-Bit Resolver-to-Digital Converter—  
[analog.com/en/CN0276](http://analog.com/en/CN0276)
- ▶ High Voltage, High Precision Current Sensing with Output Level Shifting Using the AD8210 Current Sense Amplifier and the AD8274 Difference Amplifier—[analog.com/en/CN0116](http://analog.com/en/CN0116)
- ▶ 500 V Common-Mode Voltage Current Monitor—  
[analog.com/en/CN0218](http://analog.com/en/CN0218)
- ▶ H-Bridge Driver Circuit Using Isolated Half-Bridge Drivers—  
[analog.com/en/CN0196](http://analog.com/en/CN0196)
- ▶ More reference circuits are available [analog.com/circuits](http://analog.com/circuits)

## EtherCAT Connected Motion Control Platform

- ▶ Complete SW framework for EtherCAT communication and multiaxis motion control
- ▶ Synchronization from network master to I/Os on slaves
- ▶ Support of all EtherCAT synchronization modes
- ▶ EtherCAT cycle time down to 100  $\mu$ s
- ▶ Easy certification
- ▶ No royalties
- ▶ Tightly integrated solution
- ▶ Release is distributed through STARweb
  - [starweb.ad.analog.com/default/AES/latest/](http://starweb.ad.analog.com/default/AES/latest/)
  - Get folder named: EtherCAT based connected motion (PROD)
  - Available for ADI internal users


## More Detail on the ADI Motion Control Web Site:

[analog.com/en/motion-control](http://analog.com/en/motion-control)

## Technical Support

Engage with the Analog Devices technology experts in our online support community. Ask your tough design questions, browse FAQs, or join a conversation.

[ez.analog.com](http://ez.analog.com)



## Customer Interaction Center

[cic.asia@analog.com](mailto:cic.asia@analog.com)

## Free Samples

[analog.com/sample](http://analog.com/sample)

## Technical Hotline

1-800-419-0108 (India)

886-2-2650-2888 (Taiwan)

82-2-368-2500 (Korea)

### Analog Devices, Inc. Worldwide Headquarters

Analog Devices, Inc.  
One Technology Way  
P.O. Box 9106  
Norwood, MA 02062-9106  
U.S.A.  
Tel: 781.329.4700  
(800.262.5643, U.S.A. only)  
Fax: 781.461.3113

### Analog Devices, Inc. Europe Headquarters

Analog Devices GmbH  
Otto-Aicher-Str. 60-64  
80807 Munich  
Germany  
Tel: 49.89.76903.0  
Fax: 49.89.76903.157

### Analog Devices, Inc. Japan Headquarters

Analog Devices, KK  
New Pier Takeshiba  
South Tower Building  
1-16-1 Kaigan, Minato-ku,  
Tokyo, 105-6891  
Japan  
Tel: 813.5402.8200  
Fax: 813.5402.1064

### Analog Devices, Inc. Asia Pacific Headquarters

Analog Devices  
5F, Sandhill Plaza  
2290 Zuchongzhi Road  
Zhangjiang Hi-Tech Park  
Pudong New District  
Shanghai, China 201203  
Tel: 86.21.2320.8000  
Fax: 86.21.2320.8222

©2018 Analog Devices, Inc. All rights reserved. Trademarks and registered trademarks are the property of their respective owners. Ahead of What's Possible is a trademark of Analog Devices. BR20871-0-10/18

[analog.com](http://analog.com)



AHEAD OF WHAT'S POSSIBLE™