



DATE: 2nd March, 2022

PCN #: 2570 – Rev 2

PCN Title: Qualification of Internal "Diodes Technology (Cheng Du) Company Limited" (CAT) as Additional Assembly & Test Site Using PdCu Bond Wire, New Mold Compound Type, and New Die Attach Material for Select Automotive Products

Dear Customer:

This is an announcement of change(s) to products that are currently being offered by Diodes Incorporated.

We request that you acknowledge receipt of this notification within 30 days of the date of this PCN. If you require samples for evaluation purposes, please make a request within 30 days as well. Otherwise, samples may not be built prior to this change. Please refer to the implementation date of this change as it is stated in the attached PCN form. Please contact your local Diodes sales representative to acknowledge receipt of this PCN and for any sample requests.

The changes announced in this PCN will not be implemented earlier than 90 days from the notification date stated in the attached PCN form.

Previously agreed upon customer specific change process requirements or device specific requirements will be addressed separately.

For questions or clarification regarding this PCN, please contact your local Diodes sales representative.

Sincerely,

Diodes Incorporated PCN Team



PRODUCT CHANGE NOTICE

PCN-2570 REV 2

Notification Date:	Implementation Date:	Product Family:	Change Type:	PCN #:
2 nd March, 2022	2 nd June, 2022	Discrete - Automotive	Additional Assembly & Test Site / Assembly Bill of Materials	2570
TITLE				
Qualification of Internal "Diodes Technology (Cheng Du) Company Limited" (CAT) as Additional Assembly & Test Site Using PdCu Bond Wire, New Mold Compound Type, and New Die Attach Material for Select Automotive Products				
DESCRIPTION OF CHANGE				
<p>This PCN is being issued to notify customers that in order to assure continuity of supply, Diodes has qualified internal "Diodes Technology (Cheng Du) Company Limited" (CAT) located in Chengdu, China as an additional Assembly and Test (A/T) site using PdCu bond wire, new mold compound type and new die attach material for select automotive products.</p> <p>Full electrical characterization and high reliability testing has been completed on representative part numbers to ensure no change to device functionality or electrical specifications in the datasheet. Refer to the attached qualification report embedded in this file (to view, download this PCN file then open it with a PDF viewer to see the attached qual report).</p> <p>There will be no change to the Fit or Function of products affected.</p> <p>Rev 2: (1) Moved part number DMTH6002LPSWQ-13 from Table 2 to Table 4 (2) Corrected title of Table 3 (these devices, as well as the device listed above, use a bonding clip, and do not use bonding wire) (3) Added Table 4 and re-numbered Tables</p>				
IMPACT				
Continuity of Supply. No change in datasheet electrical parameters and product performance.				
PRODUCTS AFFECTED				
<p>Please see the attached part list and part marking change in following Tables:</p> <p>Table 1 – Add CAT as A/T site using PdCu bond wire</p> <p>Table 2 – Add CAT as A/T site using PdCu bond wire and new mold compound type</p> <p>Table 3 – Add CAT as A/T site using PdCu bond wire and new die attach material</p> <p>Table 4 – Add CAT as A/T site and new mold compound type</p> <p>Table 5 – Part Marking Format</p>				
WEB LINKS				
Manufacturer's Notice:	https://www.diodes.com/quality/product-change-notices/diodes-product-change-notices/			
For More Information Contact:	https://www.diodes.com/about/contact-us/contact-sales/			
Data Sheet:	https://www.diodes.com/catalog/			
DISCLAIMER				
Unless a Diodes Incorporated Sales representative is contacted in writing within 30 days of the posting of this notice, all changes described in this announcement are considered approved.				

Table 1: Add CAT as A/T site using PdCu bond wire

DMG1023UVQ-13**	DMG1023UVQ-7**				
-----------------	----------------	--	--	--	--

Table 2: Add CAT as A/T site using PdCu bond wire and new mold compound type

DMC62D0SVQ-7*	DMG1016VQ-7*	DMG1026UVQ-7*	DMN5L06VKQ-7*	DMN601VKQ-7**	DMTH6002LPSWQ-13
DMG1016VQ-13*					

Table 3: Add CAT as A/T site using PdCu bond wire and new die attach material

DMT3003LFGQ-13	DMT3003LFGQ-7	DMT6007LFGQ-13	DMT6007LFGQ-7	DMTH43M8LFGQ-13	DMTH43M8LFGQ-7
----------------	---------------	----------------	---------------	-----------------	----------------

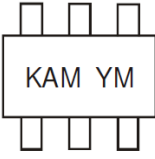
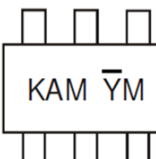
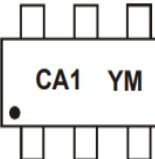
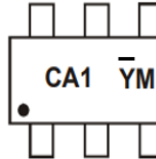
Table 4: Add CAT as A/T site and new mold compound type

DMTH6002LPSWQ-13					
------------------	--	--	--	--	--

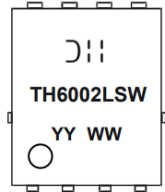

Note: "*" Change bond wire from Cu to PdCu
 "**" Change bond wire from Au to PdCu

Table 5: Part Marking Format –

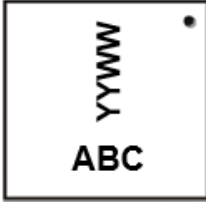
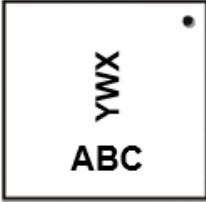
SOT-563

SAT (Diodes Internal AT site Shanghai, China)	CAT (Diodes Internal AT Site Chengdu, China) Add bar "-" above year date code for CAT site
Marking format example	Marking format example
 <p>KAM = Product Type Marking Code YM = Date Code Marking Y = Year (ex: T = 2006) M = Month (ex: 9 = September)</p>	 <p>KAM = Product Type Marking Code YM = Date Code Marking Y or \bar{Y} = Year (ex: T = 2006) M = Month (ex: 9 = September)</p>
 <p>CA1 = Product Type Marking Code YM = Date Code Marking Y = Year (ex: I = 2021) M = Month (ex: 9 = September)</p>	 <p>CA1 = Product Type Marking Code YM = Date Code Marking Y = Year (ex: I = 2021) M = Month (ex: 9 = September)</p>

PowerDI5060-8L

SAT (Diodes Internal AT site Shanghai, China)	CAT (Diodes Internal AT Site Chengdu, China) Add bar "-" above year date code for CAT site
Marking format example	Marking format example
 <p>D = Manufacturer's Marking TH6002LSW = Product Type Marking Code YYWW or YYWW = Date Code Marking YY or $\bar{Y}\bar{Y}$ = Last Two Digits of Year (ex: 21 = 2021) WW = Week Code (01 to 53)</p>	 <p>D = Manufacturer's Marking TH6002LSW = Product Type Marking Code YYWW or YYWW = Date Code Marking YY or $\bar{Y}\bar{Y}$ = Last Two Digits of Year (ex: 21 = 2021) WW = Week Code (01 to 53)</p>

PowerDI3333-8L

SAT (Diodes Internal AT site Shanghai, China)	CAT (Diodes Internal AT Site Chengdu, China)
Marking format example	Marking format example
	 <p data-bbox="1133 428 1477 537"> ABC = Product Type Marking Code YWX = Date Code Marking Y = Year W = Week (1-26 use A-Z, 27-53 use a-z) X = Internal Code </p>